



TICKETING SYSTEM MANUAL

SOFTWARE COMPATIBLE WITH:





EN: CLOAKROOM, LUGGAGE TAG & ENTRY TICKETING SYSTEM


FR: SYSTÈME D'ÉTIQUETAGE POUR VESTIAIRES, BAGAGES ET TICKETS

DE: GARDEROBEN, GEPÄCKKAUFBEWAHRUNG & EINTRITTSKASSE TICKETSYSTEM

ES: IMPRESORA Y SISTEMA DE CONTROL PARA GUARDARROPA, EQUIPAJE Y ENTRADAS

NL: GARDEROBE, ENTREE & BAGAGELABEL KASSA TICKET SYSTEEM

BOX CONTENT



TICKET
PRINTER

AC/DC
ADAPTER

POWER
CABLE

NETWORK
CABLE

INDEX:

4: EASY SET-UP

5: QUICK LOAD

6: NORMAL USE

7: X & Z REPORTS WITHOUT KEY BOARD

8: X & Z REPORTS WITH KEY BOARD

9: SOFTWARE & EDITING TICKETS ON LAP-TOP

10-13: EDITING TICKETS

14: EDITING PRINTER SETTINGS

15: EDITING REPORTS

16: UPLOAD LOGO SECTION

17: CONNECT TO MOBILE SOFTWARE

18: MOBILE SOFTWARE

19: MENU OVERVIEW

20: EDITING TICKETS

21: EDITING REPORTS

22: UPLOADING LOGO'S

23: PRINTER SET-UP

24-26: EXAMPLE TICKETS/LOGO USE

27: QUICK MAINTENANCE



USE IN A DRY AND DUST-FREE ENVIRONMENT. KEEP AWAY FROM LIQUIDS. KEEP AWAY FROM CHILDREN. DO NOT OPEN THE TICKET PRINTER USING TOOLS.



UTILISEZ DANS UN ENVIRONNEMENT SEC ET SANS POUSSIÈRE. ÉLOIGNER DES LIQUIDES, GARDER LOIN DES ENFANTS. NE PAS OUVRIR L'IMPRIMANTE DE BILLETS EN UTILISANT DES OUTILS.

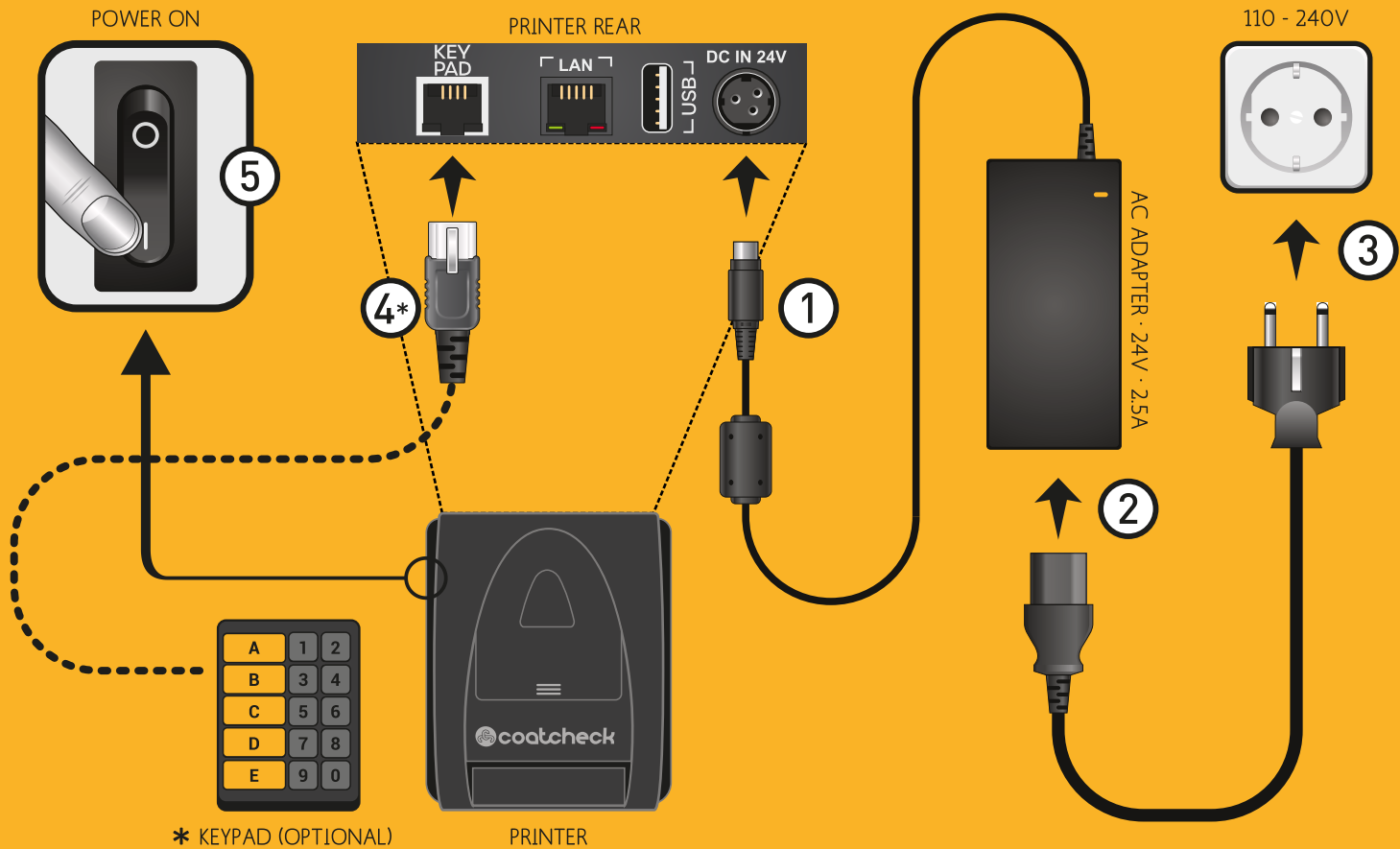


BITTE VERWENDEN IN EINEM TROCKENEN UND STAUBFREIEN UMGEBUNG. FERNHALTEN VON FLÜSSIGKEITEN. VON KINDERN FERNHALTEN. OFFNEN SIE DIE TICKETDRUCKER NICHT MIT WERKZEUGEN.

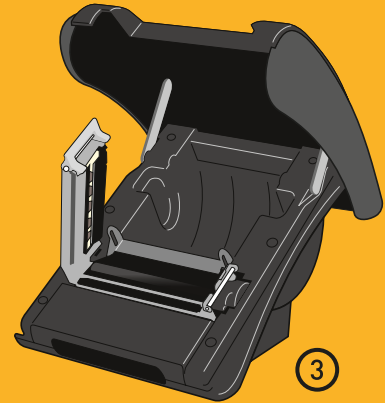
UTILIZAR EN UN AMBIENTE SECO Y LIBRE DE POLVO. MANTENER ALEJADO DE LÍQUIDOS. NO APROPIADO PARA NIÑOS. NO ABRIR LA IMPRESORA, UTILIZANDO HERRAMIENTAS.

GEBRUIK IN EEN DROGE EN STOFVRIJE OMGEVING. HOUD UIT DE BUURT VAN VLOEISTOFFEN. NIET GESCHIKT VOOR GEBRUIK DOOR KINDEREN. TICKETPRINTER NIET OPENEN MET GEREEDSCHAP.

QUICK CONNECT



QUICK LOAD



NORMAL USE



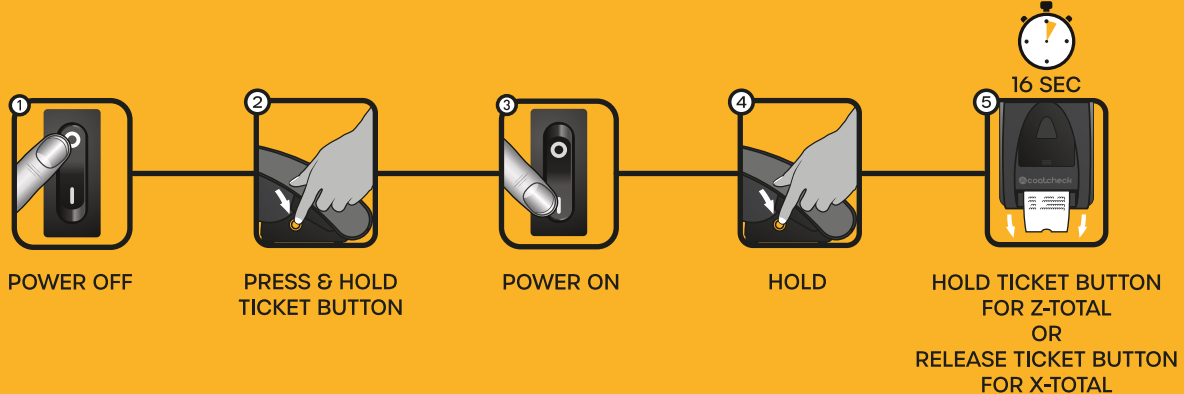


X + Z TOTALS

(WITHOUT OPTIONAL KEY-PAD)

X - TOTAL: NO NUMBER RESET, TICKET COUNT SPECIFIED BY 30 MIN.

Z - TOTAL: NUMBER RESET, TOTAL TICKET COUNT SPECIFIED BY 30 MIN.



AFTER PRINTING A Z-REPORT THE COUNTER WILL BE SET TO ZERO

X + Z TOTALS

(WITH OPTIONAL KEY-PAD)

X - TOTAL: NO NUMBER RESET, TICKET COUNT SPECIFIED BY 30 MIN.

Z - TOTAL: NUMBER RESET, TOTAL TICKET COUNT SPECIFIED BY 30 MIN.



X - TOTAL: PRESS 1,2,3,4,5 A

Z - TOTAL: PRESS 1,2,3,4,5 B

*WITH OUR SOFTWARE YOU CAN
INSTALL YOUR PERSONAL PINCODE



AFTER PRINTING A Z-REPORT THE COUNTER WILL BE SET TO ZERO

coatcheck 

WIRELESS

SOFTWARE FOR TICKET EDITING



CONNECT YOUR PC TO WIFI:

COATCHECK_...

PASSWORD TO CONNECT:

COATCHECK_1234

LAUNCH YOUR WEB BROWSER AND
CONNECT THE PRINTER
USING THIS LINK

<http://192.168.2.1/update>



Coatcheck Plus - Firmw. x + -

192.168.2.1/update/

Config Ticket Layout

Header Image

A

Ticket Type: CLOAKROOM (2) Enable: Yes (3)

Number Series: Master (4) Print Ticket Number: No

Print Data and Time: Yes

Icon o Letter CLOAKROOM: coat hanger

Ticket Description: 1 Item

Ticket Price: 2.5 Print Price: Yes

Start Ticket Number: 1

Stop Ticket Number: 9999

Numbers of Ticket Printed by Pressure: 1 (5)

Print Voucher: No -> 1 Print Header Logo: 1 (6)

Print Example

Update Ticket Config (8)

A'DAM

EDIT „CLOAKROOM“

- 1: SELECT THE BUTTON TO EDIT
- 2: SELECT YOUR TICKET TYPE
- 3: BUTTONS CAN BE SWITCHED ON OR OFF
- 4: EACH BUTTON IT'S OWN NUMBER SERIES OR NUMBER SERIES DIFFERENT BUTTONS COMBINED
- 5: 1 OR MORE TICKETS WITH 1 PUSH
- 6: SELECT YOUR LOGO 1 OF 20 PIECES
- 7: PREVIEW OF YOUR SELECTED LOGO
- 8: UPDATE YOUR CHANGES AND PRINT A PREVIEW TICKET

The screenshot shows the 'Config Ticket Layout' interface with the following elements and callouts:

- 1:** 'A' dropdown menu
- 2:** 'Enable' dropdown menu (Yes)
- 3:** 'Group Enable' dropdown menu (No)
- 4:** 'Number Series' dropdown menu (Master)
- 5:** 'Print Ticket Number' dropdown menu (Yes)
- 6:** 'Print Data and Time' dropdown menu (Yes)
- 7:** 'Print Price' dropdown menu (Yes)
- 8:** 'Print Header Logo' dropdown menu (1)
- 9:** 'Header Image' preview window showing a ticket layout with letters L, C, B, and U.
- 10:** 'Update Ticket Config' button

EDIT „ENTRY MID LOGO“

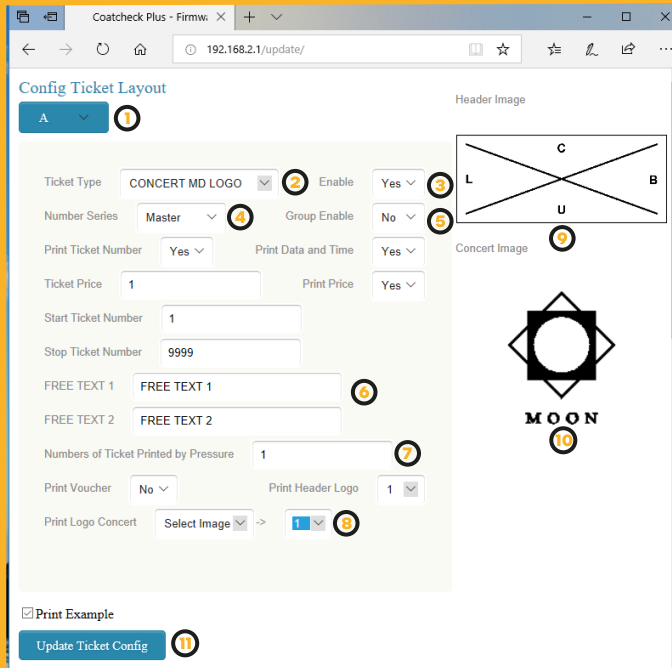
- 1: SELECT THE BUTTON TO EDIT
- 2: SELECT YOUR TICKET TYPE
- 3: BUTTONS CAN BE SWITCHED ON OR OFF
- 4: EACH BUTTON IT'S OWN NUMBER SERIES OR NUMBER SERIES DIFFERENT BUTTONS COMBINED
- 5: 1 TICKET PER PERSON OR 1 TICKET FOR MULTIPLE PERSONS
- 6: 3 LINES OF TEXT EACH 25 CHARACTERS
- 7: 1 OR MORE TICKETS WITH 1 PUSH
- 8: SELECT YOUR HEADER LOGO
- 9: PREVIEW OF YOUR SELECTED LOGO
- 10: UPDATE YOUR CHANGES AND PRINT A PREVIEW TICKET

The screenshot shows the 'Config Ticket Layout' page in a web browser. The page title is 'Config Ticket Layout' and the URL is '192.168.2.1/update/'. The interface includes the following elements:

- Buttons:** 'A' (1), 'Update Ticket Config' (10), and 'Print Example' (checkbox).
- Form Fields:**
 - Ticket Type: 'ENTRY BIG SIZE LOGO' (2)
 - Number Series: 'Master' (3)
 - Print Ticket Number: 'Yes' (4)
 - Ticket Price: '1' (5)
 - Start Ticket Number: '1' (6)
 - Stop Ticket Number: '9999' (7)
 - FREE TEXT 1: 'FREE TEXT 1' (8)
 - Numbers of Ticket Printed by Pressure: '1' (9)
 - Print Voucher: 'No' (10)
 - Print Header Logo: '1' (10)
- Checkboxes:** 'Enable' (Yes/No), 'Group Enable' (Yes/No), 'Print Data and Time' (Yes/No), 'Print Price' (Yes/No).
- Preview:** A 'Header Image' showing a ticket layout with a large 'X' and letters L, C, B, and U. A callout (9) points to the 'ENTRY BIG LOGO' area in the preview.

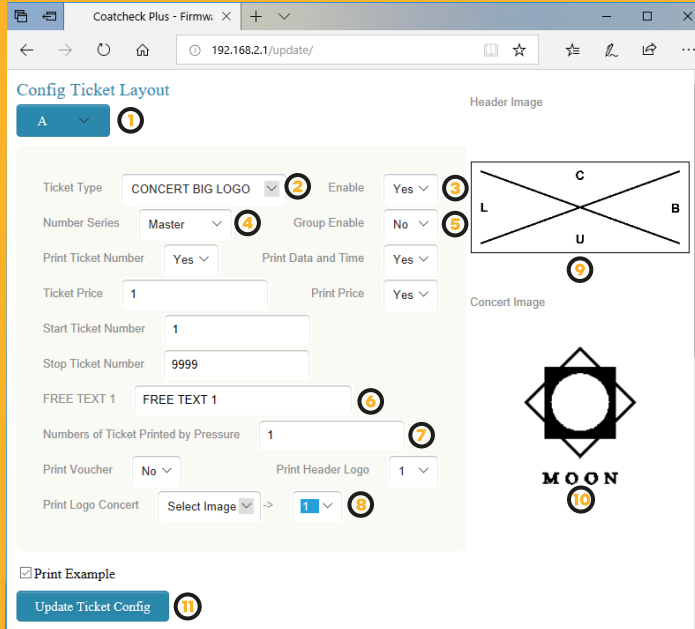
EDIT „ENTRY BIG LOGO“

- 1: SELECT THE BUTTON TO EDIT
- 2: SELECT YOUR TICKET TYPE
- 3: BUTTONS CAN BE SWITCHED ON OR OFF
- 4: EACH BUTTON IT'S OWN NUMBER SERIES OR NUMBER SERIES DIFFERENT BUTTONS COMBINED
- 5: 1 TICKET PER PERSON OR 1 TICKET FOR MULTIPLE PERSONS
- 6: 1 LINE OF TEXT 25 CHARACTERS
- 7: 1 OR MORE TICKETS WITH 1 PUSH
- 8: SELECT YOUR HEADER LOGO
- 9: PREVIEW OF YOUR SELECTED LOGO
- 10: UPDATE YOUR CHANGES AND PRINT A PREVIEW TICKET



EDIT „CONCERT MID LOGO“

- 1: SELECT THE BUTTON TO EDIT
- 2: SELECT YOUR TICKET TYPE
- 3: BUTTONS CAN BE SWITCHED ON OR OFF
- 4: EACH BUTTON IT'S OWN NUMBER SERIES OR NUMBER SERIES DIFFERENT BUTTONS COMBINED
- 5: 1 TICKET PER PERSON OR 1 TICKET FOR MULTIPLE PERSONS
- 6: 2 LINES OF TEXT 25 CHARACTERS
- 7: 1 OR MORE TICKETS WITH 1 PUSH
- 8: SELECT YOUR HEADER LOGO
- 9: SELECT YOUR FOOTER LOGO
- 10: PREVIEW OF YOUR SELECTED LOGO
- 11: UPDATE YOUR CHANGES AND PRINT A PREVIEW TICKET



EDIT „CONCERT BIG LOGO“

- 1: SELECT THE BUTTON TO EDIT
- 2: SELECT YOUR TICKET TYPE
- 3: BUTTONS CAN BE SWITCHED ON OR OFF
- 4: EACH BUTTON IT'S OWN NUMBER SERIES OR NUMBER SERIES DIFFERENT BUTTONS COMBINED
- 5: 1 TICKET PER PERSON OR 1 TICKET FOR MULTIPLE PERSONS
- 6: 1 LINE OF TEXT 25 CHARACTERS
- 7: 1 OR MORE TICKETS WITH 1 PUSH
- 8: SELECT YOUR HEADER LOGO
- 9: SELECT YOUR FOOTER LOGO
- 10: PREVIEW OF YOUR SELECTED LOGO
- 11: UPDATE YOUR CHANGES AND PRINT A PREVIEW TICKET

Coatcheck Plus - Firmw. X + -

192.168.2.1/update/

Main Config

1 Language ENG 2 Printer Id 0001 3 Currency €

4 Enable Serial Number No Enable Grand Total No 5

Enable Reprint On Report No Enable X-Report Yes 6

Update Main Config

Agent Config

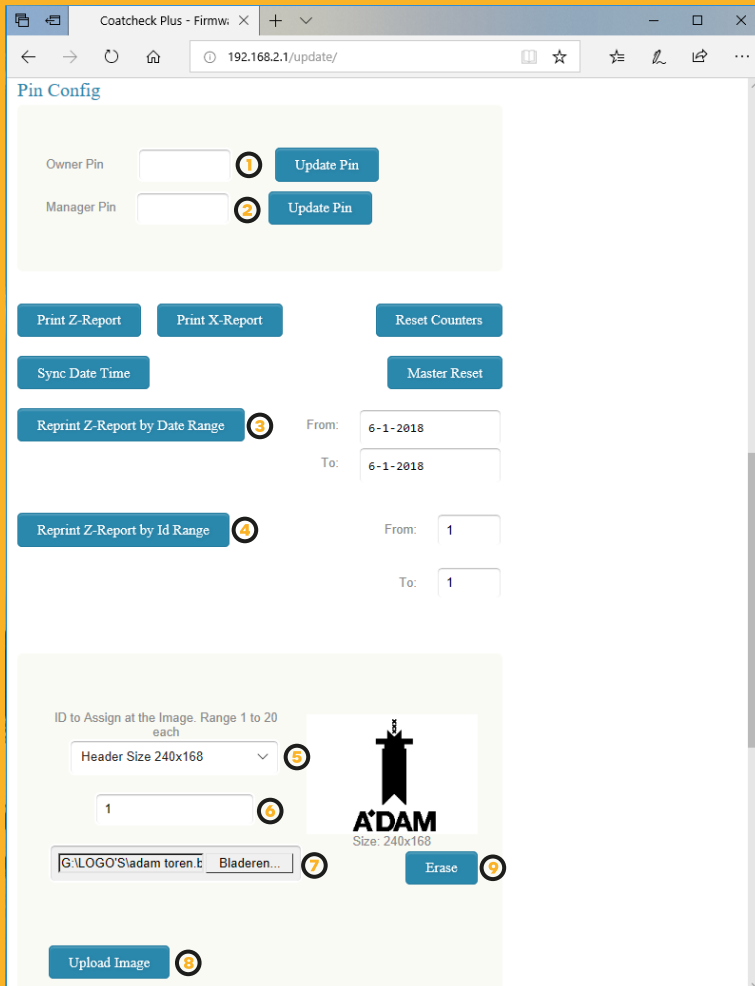
Footer Description www.ticketprinter.shop

Agent Name Leisure Management Solutions BV

Update Agent Config

EDIT MAIN CONFIGURATION

- 1: SELECT LANGUAGE
- 2: LABEL EACH PRINTER
- 3: SELECT CURRENCY
- 4: EACH PRINTED TICKET WITH IDENTICLE NUMBER
- 5: GRAND TOTAL ON Z-REPORT
- 6: ENABLE X-REPORT

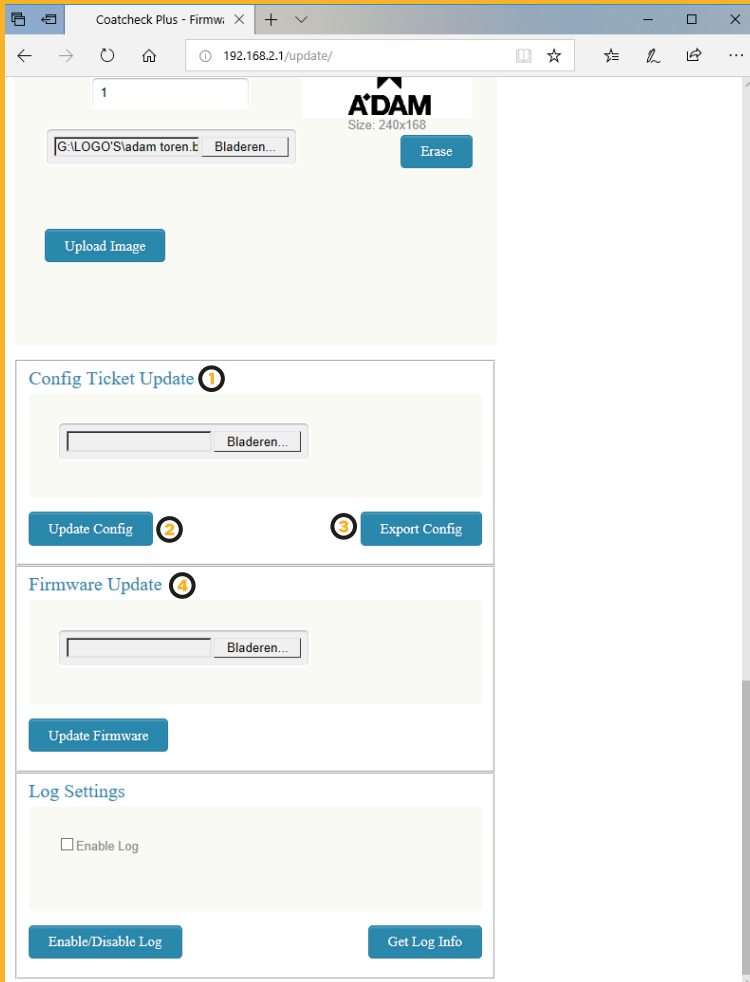


EDIT PIN CONFIGURATION

- 1: SET PERSONAL PIN OWNER
- 2: SET PERSONAL PIN MANAGER
- 3: REPRINT Z-REPORTS BY DATE RANGE
- 4: REPRINT Z-REPORTS BY ID RANGE

UPLOAD LOGO'S

- 5: SELECT LOGO TYPE
- 6: SELECT LOGO NUMBER 1 TO 20
- 7: LOAD YOUR LOGO
- 8: UPLOAD YOUR LOGO
- 9: ERASE LOGO



EDIT TICKET CONFIGURATION

- 1: UPLOAD OR SAVE TICKET LAYOUT
- 2: LOAD AN EARLIER SAVED LAYOUT
- 3: SAVE A LAYOUT ON YOUR PC

UPDATE FIRMWARE

- 4: HERE YOU CAN UPDATE FIRMWARE OF YOUR TICKETPRINTER



MOBILE WIRELESS SOFTWARE FOR TICKET EDITING AVAILABLE 1 NOV 2019

coatcheck 

CONNECT YOUR DEVICE TO WIFI:

COATCHECK_...

PASSWORD TO CONNECT:

COATCHECK_1234



coatcheck® #

EDIT TICKETS



REPORTS



LOGO'S



SETUP



EDIT TICKETS

A



B



C



D



E



TICKET TYPE

ENABLED

ICON/LETTER

NUMBER SERIES:

PRINT TICKET NUMBER

PRINT LOGO

PREVIEW LOGO

PRINT DATE/TIME

\$2

PRINT PRICE

START TICKET NUMBER

STOP TICKET NUMBER

VOUCHER IMAGE

NUMBER OF TICKETS ON PUSH

PRINT TEST TICKET ON SAVE



MENU

SAVE TICKET

REPORTS

Z-REPORT

PRINT LAST Z-REPORT

1

1

PRINT SEQ.NUMBER

07-07-2019

07-08-2019

PRINT DATE RANGE

REPORTS



PRINT X-REPORT

PRINT X-REPORT



MENU



REPORTS

LOGOS

HEADER SIZE 240 X 168

1

LOGO'S



CHOOSE FILE

SENT FILE



coatcheck® 



MENU

PRINTER SET-UP

0001

ENG

\$

ENABLE SERIAL NUMBER PRINT

ENABLE X-REPORT

ENABLE REPRINT REPORT

ENABLE GRAND TOTAL

SAVE CONFIGURATION

DEFAULT SETTINGS

SYNC DATE/TIME

EXPORT SETTINGS

IMPORT SETTINGS

UPDATE FIRMWARE

ADVANCED SETTINGS

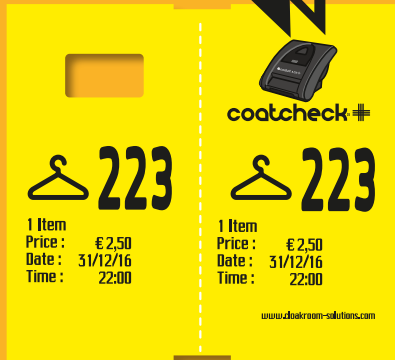
SET-UP



MENU

TICKET EXAMPLES AND LOGO USE

FOR CLOAKROOM USE
HEADER LOGO 240 X 160 PIX
USE BMP FILES IN BLACK
AND WHITE ONLY FOR BEST RESULT



CLOAKROOM



LUGGAGE TAG SELF ADHESIVE

TICKET EXAMPLES AND LOGO USE FOR ENTRY TICKETS

FOR ADMISSION / ENTRY TICKETS
ENTRY MID SIZE LOGO 576 X 240PIX
USE BMP FILES IN BLACK
AND WHITE ONLY FOR BEST RESULT



ENTRY MID SIZE LOGO
576 X 240

FOR ADMISSION / ENTRY TICKETS
ENTRY BIG SIZE LOGO 576 X 360PIX
USE BMP FILES IN BLACK
AND WHITE ONLY FOR BEST RESULT



ENTRY BIG SIZE LOGO
576 X 360

TICKET EXAMPLES AND LOGO USE FOR CONCERT TICKETS

CONCERT
MID SIZE LOGO 576 X 240PIX
USE BMP FILES IN BLACK
AND WHITE ONLY FOR BEST RESULT

CONCERT
BIG SIZE LOGO 576 X 360PIX
USE BMP FILES IN BLACK
AND WHITE ONLY FOR BEST RESULT

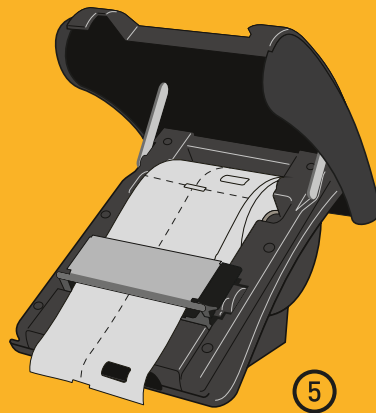
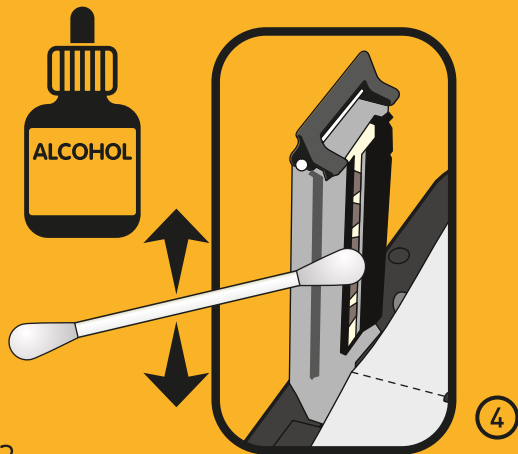
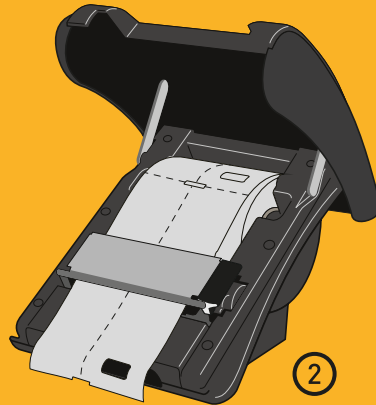


**CONCERT MID SIZE LOGO
576 X 240**



**CONCERT BIG SIZE LOGO
576 X 360**

QUICK MAINTENANCE





WE LOVE TO HELP YOU!

garderobe.nl



**TERWEEWEG 114,
2341 CW OEGSTGEEST**

**VERKOOP & ADVIES:
+31 (0)70 365 01 01
INFO@GARDEROBE.NL**

cloakroom.co.uk



**TERWEEWEG 114, 2341 CW
OEGSTGEEST THE NETHERLANDS**

**SALES & SERVICE:
+44 (0)203 318 8688
INFO@CLOAKROOM.CO.UK**

garderobe.de



**HELMUTSTRASSE 4
40472 DÜSSELDORF DEUTSCHLAND**

**BESTELLEN UND KUNDENSERVICE:
+49 (0)211 5457 1325
INFO@GARDEROBE.DE**